

User Watches

If a user wants to receive an email when content is added or edited—such as wiki pages, forum topics, or (almost) any other content — they can create a watch. Watches can also be set for group notifications.

For example, for the page [Using Wiki Pages](#) on this documentation site, a registered user can monitor it (i.e., add a "User Watch"):



Contents of this page

1.1. 'My Watches' User Interface

A user can manage watches on many Tiki objects (such as new articles) via the My Watches page under their My Account menu:

User menu > My Account > My Watches (*tiki-user_watches.php*).

The User Watches and Preferences page includes several tabs (depending on which features are enabled on the site):

1. Report preferences

Report Preferences

My watches

Notification Preferences

No Tabs

Report Preferences

Tip

Use reports to summarise notifications about objects you are watching.

Use reports

☒

Reporting interval

Daily

Report length

☐ Short report

☒ Detailed report

Report format

☒ HTML

☐ Plain text

Send report even if no activity

☐

Apply


Click to expand

2. My Watches

Report Preferences
My watches
Notification Preferences
No Tabs

My watches

i Tip

Use "watches" to monitor wiki pages or other objects. Watch new items by clicking the  button on specific pages.

Add Watch

Event

Select event type

Add

Watches

Show

Select

Click to expand

- You can select an event type from a list, which varies depending on the enabled features and your permissions on the site.

Select event type

A user submits an article
A user edits an article
A user deletes an article
An article is submitted, edited, deleted or commented on.
A new blog post is published
A blog post comment is posted or edited
A wiki page is created, deleted or edited, except for minor changes.

Click to expand

3. Notification Preferences

Choose whether to receive notifications for your own changes. If unchecked, you will not receive notifications for changes you made.

Report Preferences
My watches
Notification Preferences
No Tabs

Notification Preferences

i Tip

Use this form to control notifications about objects you are watching.



Send notification when I am the editor


Wiki ☐
Article ☐
Blog ☐
Tracker ☐
Calendar ☐
Comment ☐
Category ☐
Plugin approval ☐

Apply







Click to expand

1.2. Types of watches

You can click the  icon near the top of many pages (often in a dropdown menu or popup). Clicking it activates a watch and changes to  (indicating that you have set a watch).


- Wiki page watch: Notifies you of edits and new comments/replies.
- Wiki structure watch: Notifies you when new pages are added to the [structure](#).
- Wiki sub-structure watch: Notifies you when objects are added or removed in a sub-section and its descendants.
- Content category watch: Notifies you of objects added or removed in a [Category](#).
- Category and descendants watch: Notifies you of changes in the category and all nested categories.
- Forum watch: Notifies of new topics only (not replies).
- Forum topic watch: Notifies of new replies in the thread. It does not notify you of new topics or replies to the new topics, unless you have subscribed also to that Forum.
- Forum topics and threads watch: Notifies of new topics and all replies.
- Calendar watch: Notifies you of added or edited events. (As of [Tiki28](#) (2025), there is no way to watch all calendars at once.)
 - **Note:**
If you have multiple calendars, deselect all but one to see the watch icon for a specific calendar.
- And similarly, for **all the other Tiki objects** that accept "User Watches" . See below the table listing all Tiki objects accepting them.

Admins can configure [Group Watches](#) to notify user groups about changes:

- a "**group watch**" on a **structure**  (to force one or several groups of users to watch for changes on the [Structure](#) of wiki pages where that wiki page belongs to).
- a "**group watch**" on a **category**  (to force one or several groups of users to watch for changes on the [category](#) of objects).
- a "**group watch**" on a **forum**  (to force one or several groups of users to watch for all topics of this forum), or
- a "**group watch**" on a **forum topic and threads**  (to force one or several groups of users to watch for all topics and all their replies of that forum).
- a "**group watch**" on a **calendar**  sends you information of the new events added or edited in that specific calendar. As of [Tiki10](#) (2012) there is no way yet to watch all calendars at once.
 - **Note about Calendar Watches:**
Please note that if you have more than one calendar created in your site, you have to deselect all calendars except one (from the list of viewable calendars to be displayed) so that you can see the icon to group watch that single Calendar.
- And similarly, for **all the other Tiki objects** that accept "[Group Watches](#)" . See, below, the table listing all Tiki objects accepting them.

1.3. How to turn off watches

To turn off a user watch, a user can either:

1. Click the "stop-monitoring" icon . It will change to indicate the page is no longer watched.
or
2. Or, go to My Watches and delete the desired entries.

User Watches and preferences

[My Account](#) [Preferences](#) [My Info](#) [My Watches](#) [More](#)

[Report Preferences](#)

[My watches](#)

[Notification Preferences](#)

[No Tabs](#)

My watches

Tip

Use "watches" to monitor wiki pages or other objects. Watch new items by clicking the [👁](#) button on specific pages.

Add Watch

Event

Select event type

Add

Watches

Show

Select

<input type="checkbox"/> Event	Object
<input type="checkbox"/> A user edited or commented on a wiki page (wiki_page_changed)	wiki page: Advanced Rating
<input type="checkbox"/> A user edited or commented on a wiki page (wiki_page_changed)	wiki page: Using Wiki Pages

Perform action with checked: [Delete](#)

To be removed from [Group Watches](#):

- Ask a site admin to remove you from the group.
- Or, request the group watch to be reconsidered—users may prefer setting their own watches now that the feature is widely understood.

Note: Some older Tiki documentation suggests that minor changes might not trigger a notification. This may no longer apply.

1.4. Which sections can be watched

Feature name and link	Description	Watch item
Articles	Articles can be used for date-specific news and announcements. You can configure articles to automatically publish and expire at specific times or to require that submissions be approved before becoming "live." In addition to categories and tags , articles include their own unique classification system of Topics and Types.	yes (global)
Blogs	Multiple blogs can be created with various author and display configurations, etc.	yes (global and individual)
Calendar	Events calendar with public, private and group channels	yes (individual)
Categories	Global category system. Items of different types (wiki pages, articles, tracker items, etc) can be added to one or many categories. Categories can have permissions.	yes (global and individual)
File Gallery	Storage and sharing via download or display in pages, of images, videos, and other file types . Supports check-in and check-out (lock), versions, etc.	yes (global)
File Gallery	File Galleries enable secure and efficient uploading, storage, downloading and other serving of all types of files including images, videos, podcasts, text and PDF documents and more.	yes (global)

Feature name and link	Description	Watch item
Forums	Forums are online discussions organized by topic (or thread). Tiki forums feature threaded or flat views, file attachments, moderation and queuing, monitoring (subscription) of particular forums or topics, and full usage of wiki syntax.	yes (global and individual)
Maps	Maps can be created and displayed using OpenLayers and OpenStreetMap.	yes (global and individual)
Structure	In Tiki terminology, a structure is a hierarchy for wiki pages. Structures have navigational features such as breadcrumb links and menus; also enabled is printing all pages in the structure and in order.	yes (global and individual)
Trackers	Facts and figures storage and retrieval. A forms and database generator, with reporting. Can be used for a bug tracker, item database, issue tracker, etc	yes (global and individual)
Wiki	Collaboratively authored documents with history of changes. Tiki's wiki has all the features you could want from a first-rate wiki. Ex.: attach files, comments, history, images, warn on edit, page locking, powerful wiki syntax, alternative WYSIWYG editor, etc.	yes (global and individual)

You will receive notifications when items are: Added to or removed from a category, **but also** when items in the category are modified. This can be useful for Tiki as a [Document Workflow](#) or in [Project Management](#).

Watches can also be applied to [groups](#), so all members receive notifications.

1.5. How to enable/disable this feature

To activate or deactivate watches:

You must go to **Settings-> Control Panels -> Global Setup -> Features**, and under **Global features** tab, scroll down to **Watches** feature and check/uncheck **User Watches** and/or **Group watches**.

Related pages

- [Mail notifications](#) for admins
- [Forum User](#)
- [Categories](#)
- [Structures](#)
- [Group Watches](#)
- [Group Alert](#)
- [Daily reports](#)

Alias names for this page

[Watches](#) | [User Watches](#) | [User watch](#) | [Pull](#) | [Watching](#) | [user watches](#) | [userwatches](#)