

## Tiki 4.x

Tiki 4.2 was released on March 5th, 2010; Tiki 4.1 on December 15th, 2009 and Tiki 4.0 on November 15th, 2009. Previously to the first release, it was used on various \*.tiki.org sites to shake out the bugs in a process called "eating our own [DogFood](#)".

*Useful links:* [Full changelog](#) | [Download](#) | [Roadmap](#) | [Tiki4](#) dev notes | [4.0 Announcement](#) | [4.1 Announcement](#) | [ReleaseNotes40](#) | [Upgrade](#)

### 1.1. Important upgrade notes

These are notable changes affecting upgraders.

#### 1.1.1. Admin menu module removed

The admin\_menu module was removed and should simply disappear from installations using it. Please use the application menu and Admin Home instead.

### 1.1.2. Broken image links - .htaccess file needs update

Update can cause image links to break due to .htaccess file is out of date and [SefURL](#) not enabled

Solution: delete existing .htaccess and rename \_htaccess to .htaccess

This possibly needs doing on all upgraded servers

### 1.1.3. Categories

Category permissions are changed in Tiki 4. See below ([Permissions cleanup](#)) for more information.

#### 1.1.3.1. Category permissions

You might have to manually update the categories where tiki\_p\_view\_categorized and tiki\_p\_edit\_categorized were used, in order to comply with the current category permissions system.

A script attempts to update the information. But because of the more advanced nature of the new system, it's not possible for the script to guess the intention of the Tiki site manager.

1. You should review global permissions at tiki-objectpermissions.php
2. And you should review object permissions at tiki-list\_object\_permissions.php

You most probably want to give the tiki\_p\_modify\_object\_categories permission. (in Tiki section)

#### 1.1.3.2. Object categories

If you have **objects which have individual permissions**, users will not longer be able to edit the categories. You most probably want to give the tiki\_p\_modify\_object\_categories permission. (in Tiki section)

### 1.1.4. User Page prefix

The default prefix for userpages has been changed from **UserPageXYZ** to **User:XYZ** as this is what is used for Wikipedia, and the old method made sense when WikiWords were the default (which is no longer the case). Of course this is configurable, and site admins can still use any prefix, including the old one.

## Release Notes (from tw.o)

From <http://tikiwiki.org/ReleaseNotes40>

### 1.2. List of major enhancements, listed alphabetically.

#### 1.2.1. Admin user privileges

The special user "**admin**" has been taken away all hardcoded privileges. His/her privileges are only checked via the group Admins that must have through the perm **tiki\_p\_admin**. That is the default behavior on new tiki installations, and the [Upgrade](#) process will update your tiki accordingly in new releases after tiki 4.0 (seems to be missing on some upgrades to 4.0).

## 1.2.2. Category Transitions

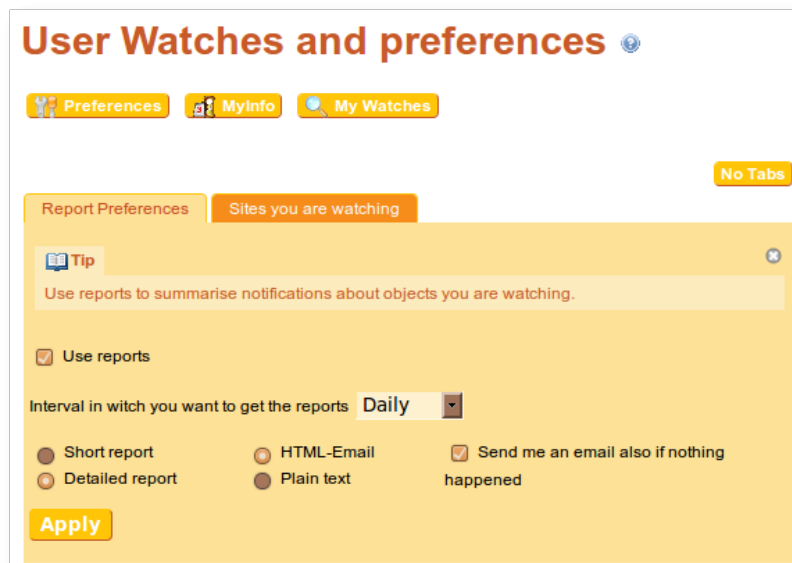
Category transitions is the successor to the Galaxia Workflow engine, and it will permit to eventually make workflows of anything that can be categorized. They are currently working with wiki pages and tracker items.

More information [here](#)

## 1.2.3. Daily Reports

Daily Reports informs you about changes on sites you are watching with one single email for the time interval chosen by the user. It is, thus, a summarised kind of the normal notifications and replaces them.

If User Watches and Daily Reports are enabled, each user can decide to enable reports, or to further use normal notifications. To use reports, go to My Watches in your Tiki Menu and adjust your preferences.



The screenshot shows a web interface titled "User Watches and preferences" with a help icon. Below the title are three tabs: "Preferences" (selected), "MyInfo", and "My Watches". On the right, there is a "No Tabs" button. The main content area has two sub-tabs: "Report Preferences" (selected) and "Sites you are watching". A yellow tip box states: "Use reports to summarise notifications about objects you are watching." Below this, the "Use reports" checkbox is checked. The "Interval in witch you want to get the reports" is set to "Daily". There are three radio buttons for report format: "Short report" (selected), "HTML-Email", and "Plain text". To the right, the "Send me an email also if nothing happened" checkbox is checked. An "Apply" button is at the bottom.

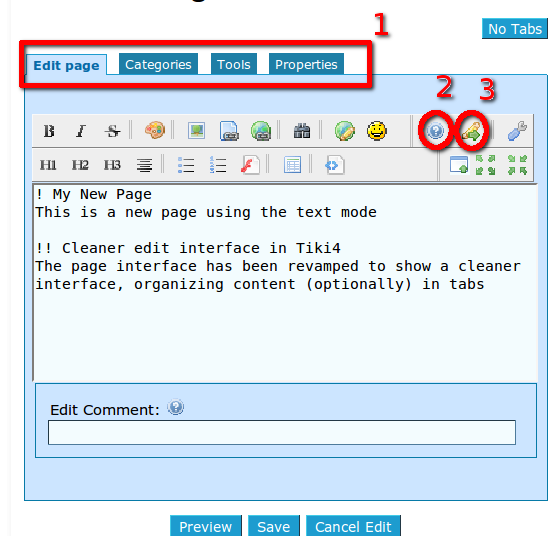
For more information, see [Daily Reports](#)

## 1.2.4. Edit interface revamped

The edit interface for wiki pages and blogs have been re-structured to use tabs, and the underlying code has been refactored. The changes include:

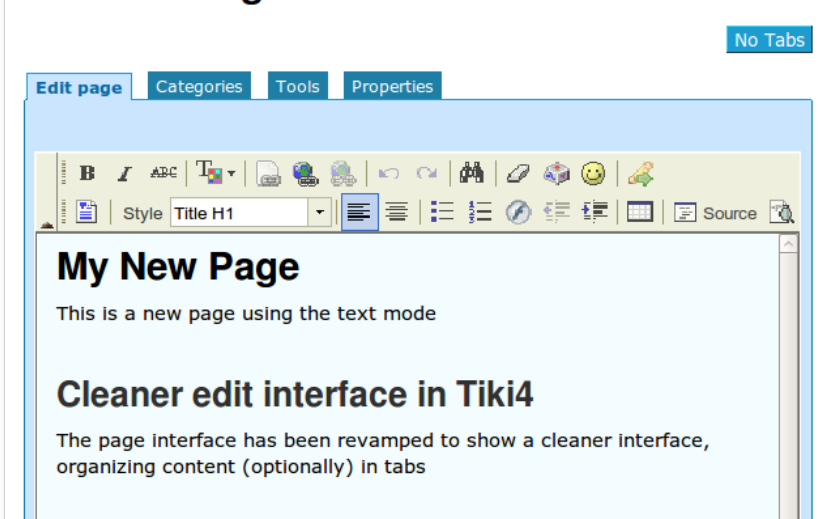
1. Most of the options of the wiki edit interface have been grouped and splitted in several tabs. this grouping can be disabled and shown as usual with no tabs if selected through the option on the top right corner of the interface.
  2. The Edit help box now can be displayed through clicking to the questionmark blue icon in the tool bar
  3. Switching between edit modes (text and Wysiwyg) is performed nowadays through clicking on a button on the toolbar (yellow pencil with green arrow).
- New lib/wiki/editlib.php with some code from tiki-edit\_page.php refactored into it.
  - FCK Editor doc:wysiwyg functionality now in {textarea} and implemented on wiki page edit and blog post (so far).
  - Fixed many bugs in FCK Editor, etc.
  - Improved "lost edit" warning which is now built into {textarea}.

### Edit: New Page



The same page can be shown through the wiki wysiwyg interface:

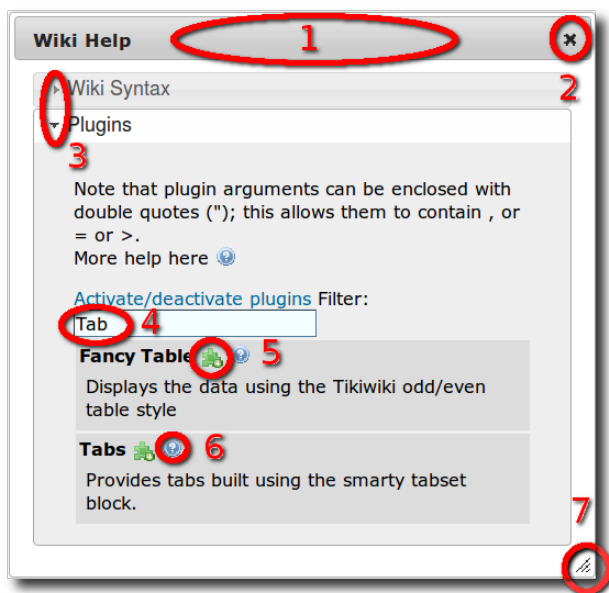
### Edit: New Page



And if you click back on the simple wiki interface button, content will be converted into wiki syntax.

### 1.2.4.1. New helper boxes

The wiki edit help and many plugins are shown nowadays inside new type of help boxes which are **movable** through the screen and **resizable** in real time.

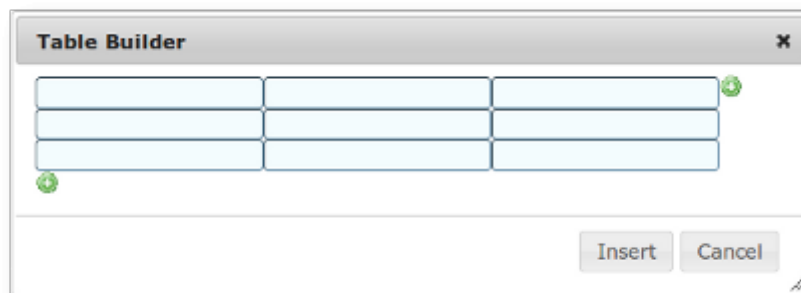


The numbered areas in the side image indicate:

1. The window can be moved if you drag and drop through clicking on the top bar
2. The window can be closed through clicking on the cross
3. The wiki help window has sections which are expandable and collapsible at will
4. The wiki help window allows filtering all plugins to show only the ones with a certain word
5. The plugins list of the wiki help window includes as usual the option to open the specific plugin helper ...
6. ... and to open the documentation page for that specific plugin
7. The window can be resized at will

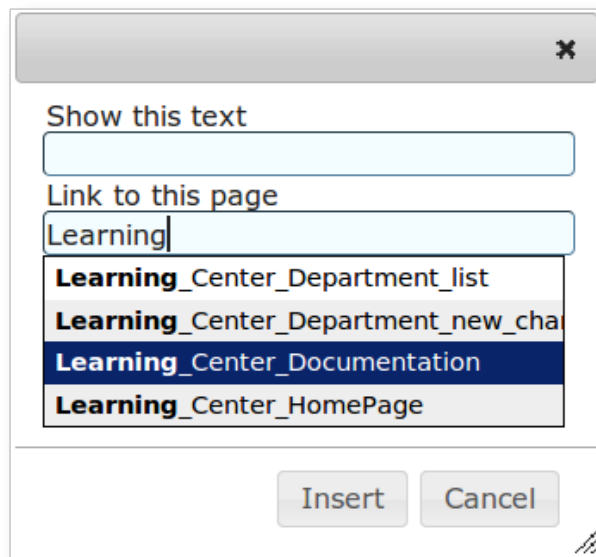
### 1.2.4.2. Table editor

The non-wysiwyg editor includes a visual assistant to create new tables and edit existing tables.



### 1.2.4.3. New Wiki link assistant

The wiki link assistant now includes an autocomplete feature in realtime showing all wiki pages from that tiki site containing the text typed in the link field.



#### 1.2.4.4. Text areas are resizable

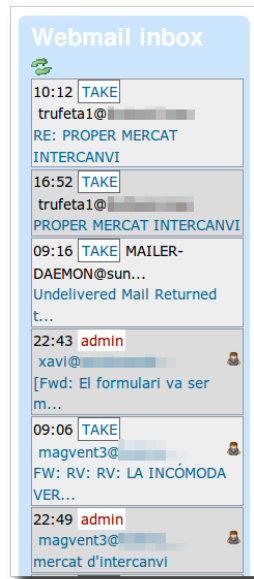
Text areas in wiki pages and many other places are resizable:

### 1.2.5. Forums

By default forums hide the forum post style options when there are less than 10 messages, to reduce clutter. The threshold number of messages can be defined in the forum settings.

## 1.2.6. GroupMail

Groupmail massive improvements, including IMAP support.



## 1.2.7. i18n: Collaborative Multilingual Terminology

Related to the internationalization (i18n) features in Tiki, various improvements have been made to use Tiki for Collaborative Multilingual Terminology.



## 1.2.8. jQuery & jQuery Plugins

jQuery is now always on by default, the integrated JavaScript framework.

New JQuery Plugins have been integrated in some features of Tiki:

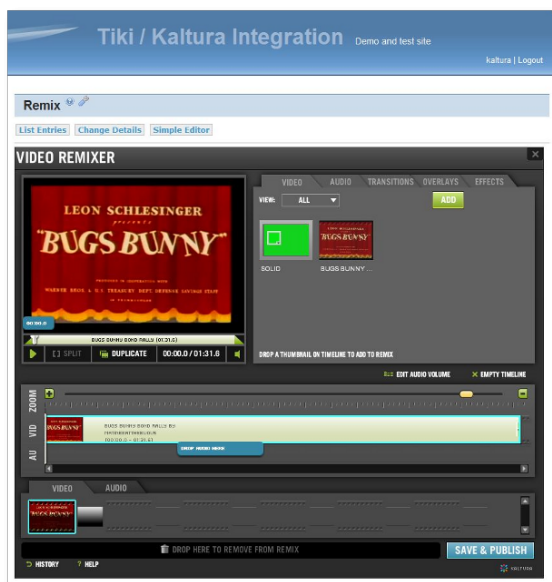
- [treeTable](#): for management of Category permissions, so far. See an example below at the section "[Permissions: Admin interface enhanced](#)"
- [ColorBox](#) has replaced [Shadowbox](#) for license compatibility and enhanced features.

Other jQuery goodies:

- listfilter (text input field to filter long lists using jQuery) implemented as a new Smarty function (used with the treeTable integration).
- Remarks boxes can now be closed to save some space on small-resolution screens, e.g. netbooks (close with fade out effect).

## 1.2.9. Kaltura integration (Collaborative video editing)

Collaborative video editing, through a Contribution Wizard to upload media(audio,video,image) under a user, several editors to create/edit/remix user uploaded media, a gallery list of all the media, remix videos of a user, a Wikiplugin to include a Kaltura video on a wiki page. and the chance to view and edit an information about a user's Kaltura entry. [More information](#)



## 1.2.10. LDAP authentication improvements

"Rework of LDAP Authentication. Dropped PEAR::Auth LDAP to get more information from the directory. Added support for user information and LDAP group replication. Added support for ssl (ldaps), tls and redundant LDAP server configuration."

[LDAP Authentication](#)

### 1.2.11. Lost-edit protection improved

If the session expires while a wiki page is being edited, the post is saved in a cache in order to retain the page after login (will not work with 'password due' or 'confirm email' if occurs at the login); could be generalized to other features.

### 1.2.12. Machine Translation

Machine translation (powered by Google Translate) can be enabled by going to **Admin Home->18n** and checking the **Machine Translation (by Google Translate)** feature. This feature enables users who can't read the language of the page to read it in the language of their choice (translated by Google, so the quality is not as good as that of a human translator, but is improving). The choice of languages is limited to those supported by Google and those available on the site. If a translation by human translator already exists in the desired language, the human-translated page will be shown rather than the machine translation. This requires some [multilingual features](#), so the best is to apply the [Multilingual\\_Wiki profile](#) first.

### 1.2.13. MediaWiki to Tiki convertors

A new feature to import content from Mediawiki installations has been developed. See [gsoc2009Rodrigo](#) for more details.

## 1.2.14. Memcached

New in the performance admin panel.

What is Memcached?: Free & open source, high-performance, distributed memory object caching system, generic in nature, but intended for use in speeding up dynamic web applications by alleviating database load.

[Memcached](#)

## 1.2.15. Metatags

Updates to allow the wikipage description to be used as the metatag description so that a unique description can be applied per wiki page instead of the universal text that can be set in the metatag admin screen. The universal text is however the default if an individual page description is not set. If this new metatag option is set, the Description field in the page edit screen is now shown with a modified label to remind you its used for the metatag - even if the Description option is not set in the Wiki admin screen. The Description option still has to be set in Wiki admin however for the description text to be displayed at the top of the saved wiki page.

## 1.2.16. Minify javascript

New in the performance admin panel, you can activate to aggregate and compress all javascript files in one. In some tests, this has permitted to generate a 10 point increase when testing with [Yahoo! YSlow](#)

- [Minify javascript](#)

### **1.2.17. Miscellaneous**

- Module cache for anonymous

### **1.2.18. Multi-domain support**

- Several external URLs can point to the same Tiki instance, and visitors will be redirected to the appropriate workspace.

### **1.2.19. Newsletters with wysiwyg**

The [Newsletters](#) feature allows using [WYSIWYG](#) to write messages. Moreover, attachments can be included in messages as well as a different reply to email address.

## 1.2.20. Organic Groups

Please see [Organic Groups](#)

## 1.2.21. Permissions: Admin interface enhanced

There is a new interface for managing permissions from categories and also from any object.

**Assign permissions to this object** [Assign] [Copy]

☒ Assign or remove permissions on all child categories

**Permissions**

Filter

<input type="checkbox"/> Anonymous	<input checked="" type="checkbox"/> Registered	<input type="checkbox"/> Program Manager	<input type="checkbox"/> WS_trial	Permission
<b>category</b>				
<b>comments</b>				
<input type="checkbox"/>	<input checked="" type="checkbox"/>	<input type="checkbox"/>	<input type="checkbox"/>	Can edit all comments (tiki_p_edit_comments)
<input type="checkbox"/>	<input checked="" type="checkbox"/>	<input checked="" type="checkbox"/>	<input type="checkbox"/>	Can delete comments (tiki_p_remove_comments)
<b>file galleries</b>				
<input type="checkbox"/>	<input checked="" type="checkbox"/>	<input checked="" type="checkbox"/>	<input type="checkbox"/>	Can edit a gallery file (tiki_p_edit_gallery_file)
<input type="checkbox"/>	<input checked="" type="checkbox"/>	<input type="checkbox"/>	<input checked="" type="checkbox"/>	Can use Directory Batch Load (tiki_p_batch_upload_file_dir)

This new interface includes several features:

1. You can assign or remove all object permissions on all child categories if this box is checked.
2. You can filter the whole list of permissions dynamically to list only those containing some text
3. You can expand or collapse at will any of the sections of permissions
4. You can select one by one the permissions to be assigned or checking the box at the column title (group name) level, and that selection will propagate to all the checkboxes shown in that column.

## 1.2.22. Permissions: Cleanup

All permissions can be overwritten at a category or object level. The permissions used on categories prior to Tiki 4 were confusing and lacked the ability to be customized that is expected in Tiki. The new layer uses exactly the same permissions on objects, categories and global permissions. See [Permission Cleanup](#) for more information.

Remember that the rules to check if a user has the appropriate permission on an object are:

- first check for object perms,
- then check for category perms,
- if none of the above, use the global permission settings.

### 1.2.22.1. New permissions

Permission name	Section	Description
tiki_p_modify_object_categories	Tiki	Can change the categories on the object

- many many more! Ex.: you can now put permissions on groups. This permits to restrict who can add to which group, see group list, etc.

## 1.2.23. Plugins - new ones!

### 1.2.23.1. PluginCalendar

It includes a calendar within a wiki page. More information: [PluginCalendar](#)

### 1.2.23.2. PluginFancytable (Enhanced!)

Table can be sorted and pre-sorted, cells can span multiple columns and rows, syntax simplified so that | can be used to separate cells (instead of ~|~). More information: [PluginFancytable](#)

### 1.2.23.3. PluginGroupMail

It includes a helper for group mail cases. More information: [PluginGroupMail](#)

### 1.2.23.4. PluginGroupMailCore

Displays GroupMail functions on a wiki page. Usually set up using a plugin alias created by the GroupMail profile. More information: [PluginGroupMail](#)

### 1.2.23.5. PluginImg (Enhanced!)

It displays images, and nowadays, it includes many of the options from other former plugins (img, image, thumb, ...). More information: [PluginImg](#)

### 1.2.23.6. PluginInvite

It allows inviting new people to join a group through sending an email to them. More information: [PluginInvite](#)

### 1.2.23.7. PluginListProgress

It indicates the internationalization progress of the page list. More information: [PluginListProgress](#)

### 1.2.23.8. PluginMCalendar

It converts dates from Gregorian to Mayan Calendars: Tzolkin, Haab, Long Count. More information [PluginMCalendar](#)

### **1.2.23.9. PluginMemberList**

It lists the members of selected groups and allows to add or remove members if permissions are granted.

### **1.2.23.10. PluginPagelist**

It lists pages part of a named list. More information: [PluginPagelist](#)

### **1.2.23.11. PluginR**

It parses R syntax and shows the output either from the code introduced between the plugin tags. Data to analyze can be passed as tracker item attachment id. Due to its license, it is available in the [Mods](#) repository. More information: [PluginR](#)

### **1.2.23.12. Plugin Screencast**

It displays a screencast uploaded on the page. More information: [PluginScreencast](#)

### **1.2.23.13. Plugin Tabs**

Provides tabs built using the smarty tabset block. More information: [PluginTabs](#)

## **1.2.24. Profiles - new ones!**

### **1.2.24.1. Expenses Report**

[Expenses\\_Report](#), which makes use of the Time sheet profile

### **1.2.24.2. Time Sheet**

[Time\\_sheet](#)

## **1.2.25. SMTP: Use external server**

Experimental -> works only for notification

Prior to 3.0, Tiki uses the SMTP of the server to send email, which is fine for the vast majority of cases. Starting with version 4.0, it's possible to configure an external [SMTP](#) server.



## 1.2.26. Table columns: sortable rows

PluginFancyTable has been improved and it allows the columns to be sorted.

Example:

```
This code:
{FANCYTABLE( head=" Quantity | Vegetables |
Fruits", sortable="y",sortList="[0,0],[1,0]") } 10 |
onions | apples 10 | cucumbers | lemons 100 | carrots |
oranges 10 | tomatoes | water melons 50 | peas |
strawberries {FANCYTABLE}
```

Would produce:

Quantity	Vegetables	Fruits
10	onions	apples
10	cucumbers	lemons
100	carrots	oranges
10	tomatoes	water melons
50	peas	strawberries

## 1.2.27. Themes, CSS, and Look and Feel

### 1.2.27.1. New Look and Feel Admin options

#### 1.2.27.1.1. Custom head content

The Look and Feel admin page now has a textarea (text input box) for adding code to the html head section, such as `<<JavaScript( and CSS specific for the site`

#### 1.2.27.1.2. Custom center column heading

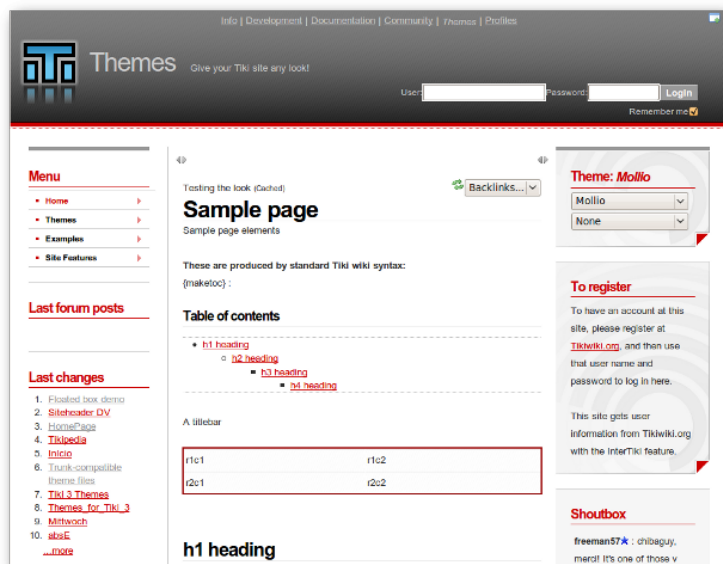
Another textarea has been added to the admin page for custom content at the top of the center column, such as a banner ad, module, or dynamic content tag.

### 1.2.27.2. More logic in importing CSS

The layout.css file, imported by theme stylesheets since Tiki 3, has been split into two files with the second file, design.css, containing color and spacing defaults that aren't layout-related but still generally convenient to import rather than specifying in the theme. Core themes import both files.

### 1.2.27.3. Themes

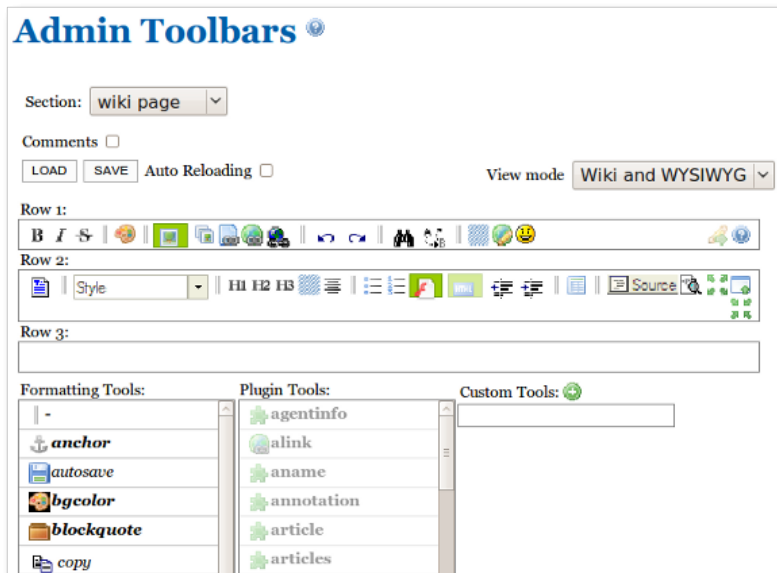
Some brand new themes available in Tiki4, plus many of the new ones in Tiki3 are included in Tiki4.



""(carousel here [[:smile:]] )""

## 1.2.28. Toolbars Admin

Toolbars (formerly known as "**quicktags**") can be configured in a very flexible way. You can select the section where you want a new button in its toolbar, or globally. You can optionally check the comments checkbox, you want to edit and drag the icons from the left hand box to the toolbars on the right, ...



## 1.2.29. Use structures as menus

[Structures](#) and [menu code change](#)

## 1.2.30. Wiki page Comments

If the Comment feature for Wiki pages is allowed then a new option for 4.1 is to allow Comments to be allowed/disallowed on a per page basis. This is useful so that Comments can be allowed on some pages but not on others. The admin options let you set this feature on or off (default off) and if set on you can then set the default for all pages to either allow or disallow.

## 1.2.31. Workspaces

Various Tiki features (groups, permissions, categories, etc.) are being massively improved to enable [Workspaces](#) for such applications in education, workplace environments, and projects with multiple teams. Initially the feature will be labeled "experimental" as it is still in development. Some functionality will be in Tiki 4 and other in 5. Please see [Workspaces RoadMap](#). This is a massive enhancement which will lead to the ability to address, for example, these [10 uses cases for workspaces](#).

This is a different and much more integrated code base than the previous external [Mod AulaWiki](#) feature (which had evolved for some years).

## Pages linking to Tiki4

[+]

- [Documentation](#)
- [Perspectives](#)
- [Tiki5](#)
- [파일 갤러리 구성](#)
- [PluginGroupStat](#)
- [회보 사용자](#)
- [Tiki3](#)
- [Module category\\_transition](#)
- [Wiki-Syntax Images](#)
- [Organic Groups](#)
- [File Gallery Config](#)
- [PluginMemberList](#)
- [PluginMcalendar](#)
- [PluginGroupMailCore](#)
- [PluginTabs](#)
- [Calendar 플러그인](#)
- [범주 전이 모듈](#)
- [HomePage.cs](#)
- [Windows Server Install](#)
- [Machine Translation](#)

- 범주
- Workflow
- Memcached
- Toolbar
- Category
- 권한 설정
- 퍼스펙티브
- 설명서
- PluginInvite
- 업그레이드
- 요구 사항
- Multi-domain
- Groupmail
- PluginKaltura
- Tiki Importer
- Multimedia
- Tiki7
- 티키9
- Mettre Tiki à jour
- MemberList 플러그인
- Les nouveautés dans Tiki 5
- Fonctionnalité Perspectives
- Dokumentation
- File Gallery for Images
- Webmail
- Memcache 사용
- Anforderungen
- 일일 보고서
- Aktualisieren
- Tiki8
- 文档
- PluginStat
- 그림 위키 문법
- PluginRealnamelist
- Fonctionnalité Galeries de fichiers
- Workspace
- Fonctionnalité Lettres de diffusion
- Insérer des images
- Daily Reports
- treeTable
- Tiki9
- ColorBox
- PluginDataChannel
- MediaWiki Importer
- PluginCalendar
- PluginUserpref

## Features removed

Some feature are deprecated, unmaintained or superceded. They are thus removed from the main code base.

- [Newsreader](#) web forums are now much more common than [NNTP](#) forums
- [Mootools](#) replaced by [jQuery](#)
- Game superceded by [PluginFlash](#)
- [Drawing](#) superceded by [PluginAnnotation](#)
- [Charts](#) (never worked, unmaintained)
- [Backup](#) users should use PhpMyAdmin or [TRIM](#)
- [Magic](#) replaced by [Dynamic Preferences](#)
- [Galaxia Workflow](#) (replaced by [Category Transitions](#))

### Alias

[Tiki4.0](#) | [TikiWiki4](#) | [TikiWiki4.0](#) | [TikiWiki 4.0](#) | [TikiWiki 4](#) | [Tiki 4](#)