

## Plugin Mermaid

Thanks the Mermaid community : [Mermaid](#)

## Introduction

We now have the ability in Tiki to display and view the schemas of our various trackers, as well as the entire structure of our databases in an entity-relationship diagram, thanks to the functionality provided by Mermaid. This makes Tiki CMS an increasingly interesting tool—there are no limits in Tiki! And you know what? Tiki remains open-source with all these features at our fingertips. Cool, right?

## Let talk a little bit about the plugin mermaid

The Mermaid plugin is somewhat like a child of Tracker-Visualization ([link](#)), as it allows you to take what you see with the ER-Diagram feature, place it into a wiki page, and—voilà!—it's ready to use.

But it doesn't stop there. It also lets you integrate any Mermaid diagram into a wiki page ([Learn more: link to Mermaid](#))

# How to use it

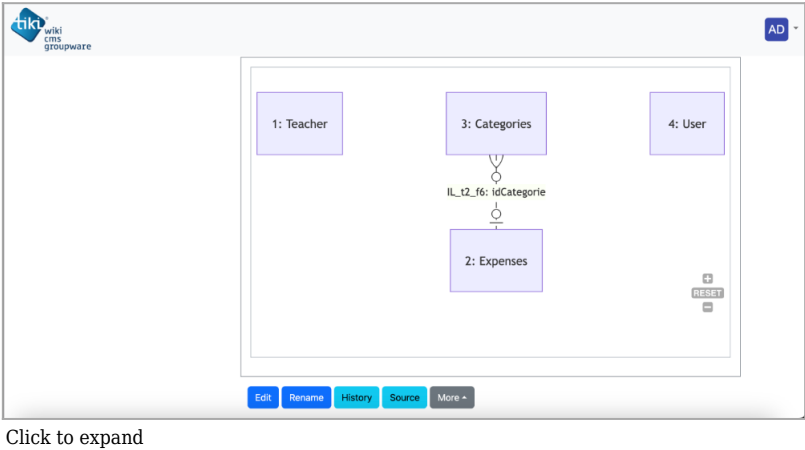
## Parameters

Parameters	Accepted Values	Description	Default	Since
height	text	Height of the content of your diagram (as a value, you can use for example 100%, 100vw, ...)	60vh	29.0
width	text	Width of the content of your diagram (as a value, you can use for example 100%, 100vw, ...)	auto	29.0

It simple, Juste paste the mermaid code in the body of the mermaid plugin

```
{MERMAID( height='70vh')} erDiagram Teacher_1["1: Teacher"] { } Expenses_2["2: Expenses"] { } Categories_3["3: Categories"] { } User_4["4: User"] { } Categories_3 }o..o| Expenses_2 : "IL_t2_f6: idCategorie" {MERMAID}
```

And you will get something like this :

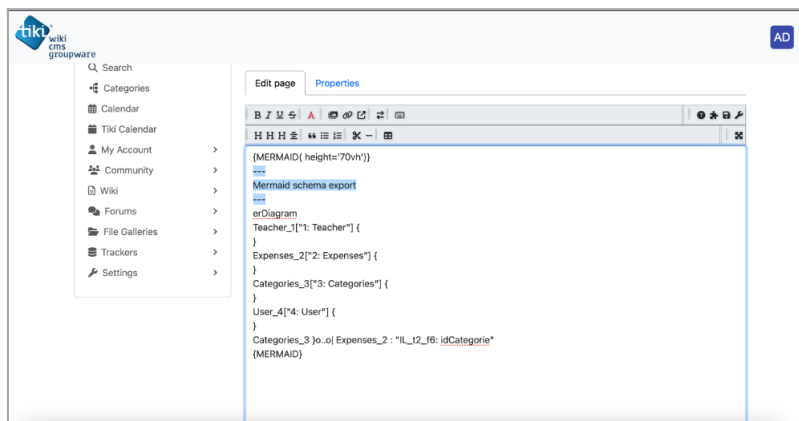


I know you ask your self, I don't know how to write mermaid code, I can't use this wiki plugin. but let me tell you something. Tiki cms can generate the mermaid code for you, the mermaid code of the relationship between your tracker of course. If you wanna try, go in your List of tracker > after that go click on ER diagram button > after that find a radio button where it write 'Raw mermaid text'. For more information [tracker entity relationship link](#)

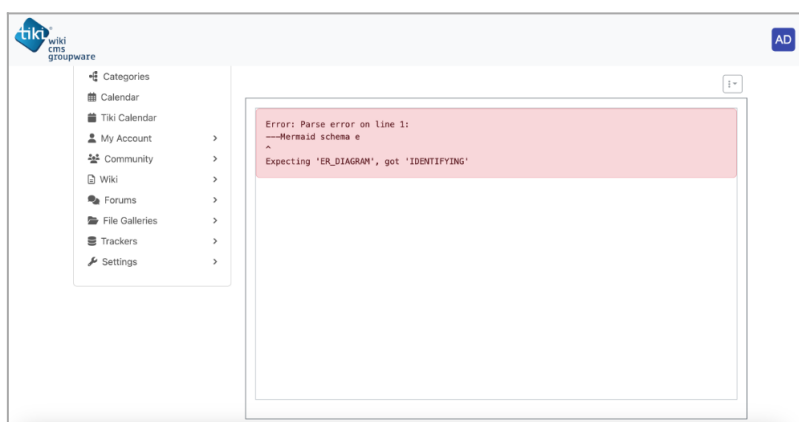
As I said before, you can also paste any mermaid text in plugin Mermaid and you will get result.

# Troubleshooting

Sometime after pasting mermaid code containing comment you get this error :

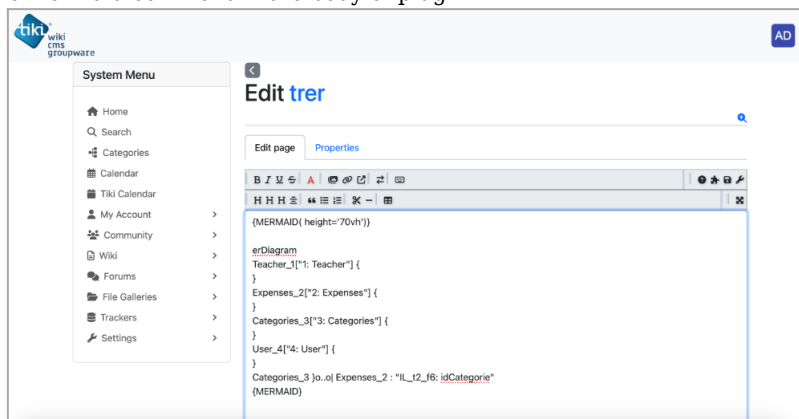


Click to expand

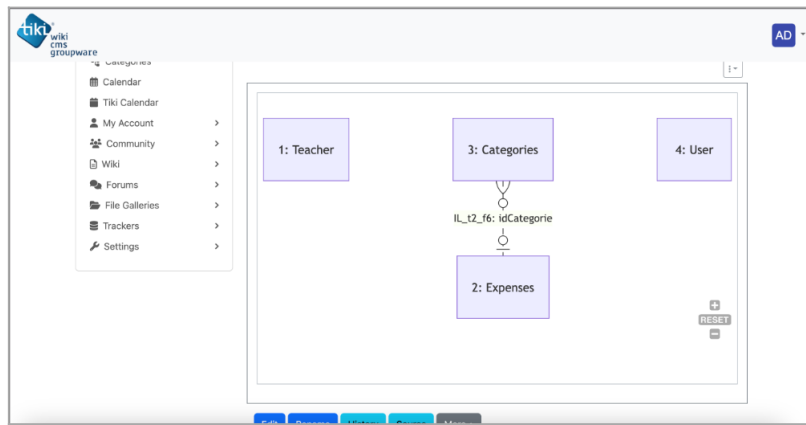


Click to expand

In that case, just remove the mermaid comment in the body of plugin



Click to expand



Click to expand

See, easy, right ?

## Conclusion

The ER diagram helps you generate Mermaid code, and this plugin allows you to embed the ER diagram into a wiki page. Life is good, all the time, with Tiki CMS Groupware. Thanks for reading!