


Calendar

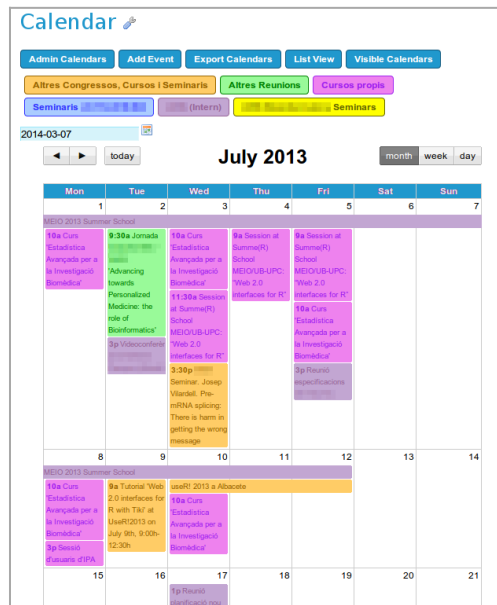
This page is the documentation of Tiki's **Calendar** feature.

For **calendar synchronisation** of Tiki calendars with other apps, please see [CalDAV](#) which was implemented in [Tiki21](#) via [SabreDAV](#). See also [CardDAV](#) and [Calendar Invitations by email](#).

Tiki has several calendar-related features. These enable creating, viewing and editing multiple event calendars that can display as a full page or in a [module](#), and can also show [tracker](#) data and [site content activity](#).

To activate and access

Activate the feature on `tiki-admin.php?page=features` and then click the Calendar icon  on the Admin Panel or go to `tiki-admin.php?page=calendar`.



Click to expand

General

There are several time/date- and calendar-related features:

- The [Mini Calendar](#): MyTiki's personal calendar. A simple appointment list.
- The **Calendar**: Tiki's main calendar. This can display:
 - The [Tools Calendars](#) which report system-created lists of changes/additions, such as the creation or edit of a wiki page, upload of a file, including date and time, user, and description. This requires the permission `tiki_p_view_tiki_calendar`.
 - The **Event Calendars** which show user created information such as events or appointments, and requires the permission `tiki_p_view_calendar`. Different calendars can be created, with distinct permissions for each. It is also possible to setup a Personal calendar here. This duplicates the mini-calendar feature but with integration with the other calendars (so you can see in one view both your personal events and the other events).
- The feature `jscalendar` adds a nifty date picker to Event Calendars. (and trackers)
- The [modules](#) `calendar` and `calendar_new` add a small calendar to a lateral column with events in hover boxes
- A plugin is available to display tracker data in a calendar-type of display of items, useful for project management, where you can drag & drop to move or click & drag to resize the duration of events. See [PluginTrackerCalendar](#).

Example

For the moment there is no possibility to include a calendar formatted like tiki-calendar.php into a wiki page, beyond the [PluginTrackerCalendar](#). To display a calendar in that format one must use a link

[domain/tiki-calendar.php?calIds=1|Display Calendar Nr 1]

To display multiple calendars use the following code

[domain/tiki-calendar.php?calIds~0=4&calIds~1=6|Display Calendar Nr 4 and Nr 6]

Example of usage in a wiki page through the plugin module and several modules inside.

Calendar

JULY 2009

S	M	T	W	T	F	S
28	29	30	1	2	3	4
5	6	7	8	9	10	11
12	13	14	15	16	17	18
19	20	21	22	23	24	25
26	27	28	29	30	31	

AUGUST 2009

S	M	T	W	T	F	S
26	27	28	29	30	31	1
2	3	4	5	6	7	8
9	10	11	12	13	14	15
16	17	18	19	20	21	22
23	24	25	26	27	28	29
30	31					

SEPTEMBER 2009

S	M	T	W	T	F	S
30	31	1	2	3	4	5
6	7	8	9	10	11	12
13	14	15	16	17	18	19
20	21	22	23	24	25	26
27	28	29	30			

- Tournoi de golf de Club Piscines Tropicana

◀

JULY 2009

Start	End	Event	Location
July 4		Omnium Latendresse	

Key Functions and Sub-features

- Calendar tab provides view of appointments for a time period set by administrator
- Event tab allows for event scheduling
- Events can be all day long.
- Several categories for simple selection.
- Import Events from a CSV - using *url/tiki-calendar_import.php* ([see details](#))
- You can change your site's date and time preferences in *url/tiki-admin.php?page=general*

Some calendar features

- Calendar names are now translatable (but not individual events).
 - This is useful if you have a calendar ID which has events in several languages. Ex. Training/Formation for CalendarID #4 and each event's info (ex.: name/description) can be in any language or you can make bilingual. The translation of the calendar name label is done like any other translation string in Tiki (*lang/**/language.php* or *lang/**/custom.php* or [Interactive Translation](#)).
- New options have been added to set default new events to all day, and another option to put the name of the event on each day.
- New look of calendars in every views, especially in week view which is now displayed with hours details. Events on multiple days are also better displayed. In week view, when there is more than 3 events, a special zone will be displayed and the overbox will contain all details,
- New recurrence feature to have the same event each week/month/year between two dates or for X occurrences. An event from an occurrence can be modified later. When modifying an event from a recurrence, TikiWiki will ask the user if he wants to change only the current event, all the events of the recurrence, or events of the recurrence which were not already modified,
- New iCal export feature,
- New option to choose the calendars to display by default. Also keep in database the user last calendar choices in order to keep use the same filter when he comes back,
- New "standard colors" when creating a calendar to ease the choice of calendar colors





Related Links

- [CalDAV](#)
- [Calendar User](#)
- [Calendar Admin](#)
- [Module calendar_new](#)

Aliases

- [User Calendar](#)
- [Calendars](#)
- [event](#)
- [calendar of events](#)
- [event calendar](#)
- [Scheduling](#)

Option	Description	Default
Calendar	Events calendar with public, private and group channels.	Disabled
Plugin Calendar	Display a calendar and its events	Enabled
Plugin Events	Display events from calendars	Enabled
Plugin Mayan Calendars	Convert a Gregorian date to a Mayan calendar date	Disabled
Plugin Add to Google Calendar	Add a calendar item to a Google calendar.	Disabled
Display only selected calendars by default		Disabled
Select default calendars to display	☰ Example	None
Default view mode	☰ Day Week Month Quarter Semester Year	Month
Event click action	View or edit item on click ☰ Edit View	View
View list begins	☰ Focus date Period beginning	Period beginning
First day of the week	☰ Sunday Monday Depends user language	Depends user language
Split hours in periods of	Times shown in week and day view. ☰ 1 5 10 15 30	30 minutes
Minute Interval	Interval to show between minutes on time selectors ☰ 1 5 10 15 30	5 minutes
Manual selection of time/date		Disabled
Show "Export Calendars" button		Disabled

Option	Description	Default
Show "Export Calendar Item" Button	Allow exporting a single calendar event as an iCal file	Disabled
Show "Add to Google Calendar" icon		Disabled
Calendar start of day		25200 seconds
Calendar end of day		72000 seconds
Date picker for date selection	JavaScript popup date selector (uses jQuery UI DatePicker).	Enabled
First year in the dropdown	 Enter a year or use +/- N to specify a year relative to the current year. Year selection is valid when the JS Calendar is not enabled	-3 years
Last year in the dropdown	 Enter a year or use +/- N to specify a year relative to the current year	+5 years
Sticky popup		Disabled
Action calendar	Displays a calendar of system events, such as wiki page modifications, forum posts and article publications. Days with events show links to the action calendar page.	Disabled
Item view tab		Disabled
Days to display in the calendar	 Sunday Monday Tuesday Wednesday Thursday Friday Saturday	0, 1, 2, 3, 4, 5, 6
Treat calendar item descriptions as HTML	Use this if you use the WYSIWYG editor for calendars. This is to handle legacy data from Tiki pre 7.0.	Enabled
Enable watch events when you are the editor	Check this to receive email notifications of events you changed yourself.	Enabled
License for FullCalendar premium plugins	FullCalendar premium license.  For details on the premium license please check https://fullcalendar.io/license	None
Holidays calendar	Choose a calendar to store non-working days which are used in date calculations involving working days.	None