

Improve Tracker Forms

You can improve tracker forms enabling an experimental jquery user interface library called "**Chosen**"

Enable the feature

You can enable the feature in:

Admin home > Features > Interface (tab) > jQuery plugins and add-ons > Experimental > jQuery-ui Chosen Menu

The screenshot shows the 'Interface' tab of the 'Features' admin panel. The 'jQuery plugins and add-ons' section is expanded, showing various plugins and their status. The 'jQuery-ui Chosen Menu' checkbox is highlighted with a red box, indicating it is the feature being enabled. The 'Experimental' section is also visible, showing 'jQuery Infinite Carousel' and 'jQuery Sortable Tables'.

Global features Interface Programmer No Tabs

Ajax

- ☒ Ajax
- ☒ Ajax auto-save

jQuery plugins and add-ons

- ☒ Autocomplete
- ☒ Superfish
- jQuery UI Theme: flick
- ☒ jQuery Media
- ☒ Reflection
- ☒ Tooltips
- ☒ JQuery UI
- ☒ Validation

Experimental:

- ☐ jQuery Infinite Carousel
- ☒ jQuery-ui Chosen Menu
- ☒ jQuery Sortable Tables
- ☐ jQuery-ui Select Menu

Mobile

- ☐ Mobile Access

You need to set Perspectives

Apply

Remember that you need to have your "Preference Filters" in the admin panel with the "Advanced" and "Experimental" options enabled in order to see this feature checkbox.

Features

The screenshot shows the 'Preference Filters' section in the admin panel. The 'Basic', 'Advanced', and 'Experimental' checkboxes are checked, and the 'Unavailable' checkbox is unchecked. The 'Set as my default' button is visible.

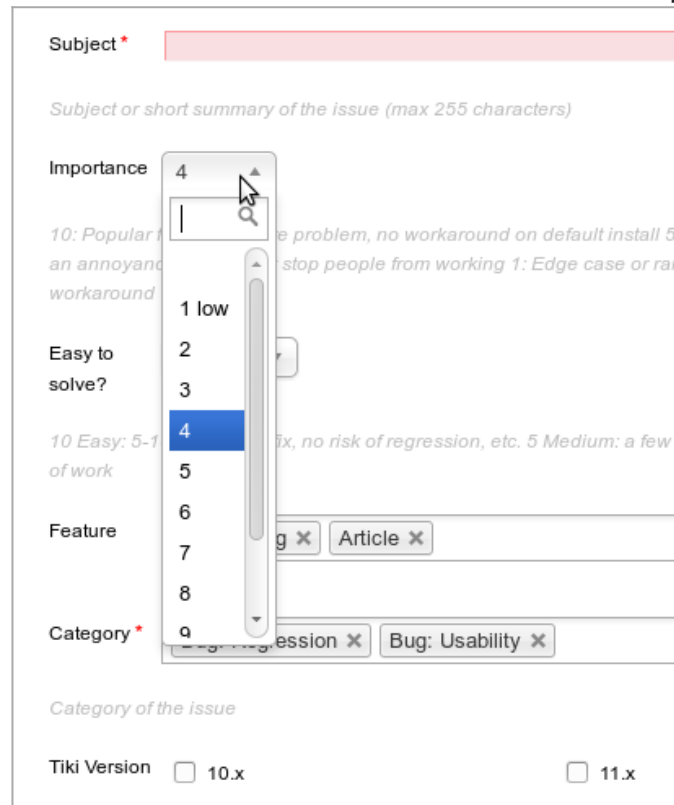
Preference Filters

- ☒ Basic
- ☒ Advanced
- ☒ Experimental
- ☐ Unavailable

Set as my default

Drop downs

You can choose a value from a dropdown box by selecting the items in the list through scrolling down, as usual, or you can nowadays filter the list values based on the text you type at the top.



The image shows a web form with several fields. The 'Importance' field has a dropdown menu open, displaying a search bar at the top and a list of options below. The options are numbered 1 through 8, with '1 low' at the top and '8' at the bottom. The option '4' is highlighted in blue. The form also includes a 'Subject' field with a red asterisk, an 'Easy to solve?' field, a 'Feature' field, and a 'Category' field with a red asterisk. There are also checkboxes for 'Tiki Version' (10.x and 11.x) and a 'Click to expand' button.

Subject *

Subject or short summary of the issue (max 255 characters)

Importance

10: Popular problem, no workaround on default install 5: an annoying stop people from working 1: Edge case or rare workaround

1 low

2

3

4

5

6

7

8

Easy to solve?

10 Easy: 5-10 min fix, no risk of regression, etc. 5 Medium: a few h of work

Feature

g x Article x

Category *

g x session x Bug: Usability x

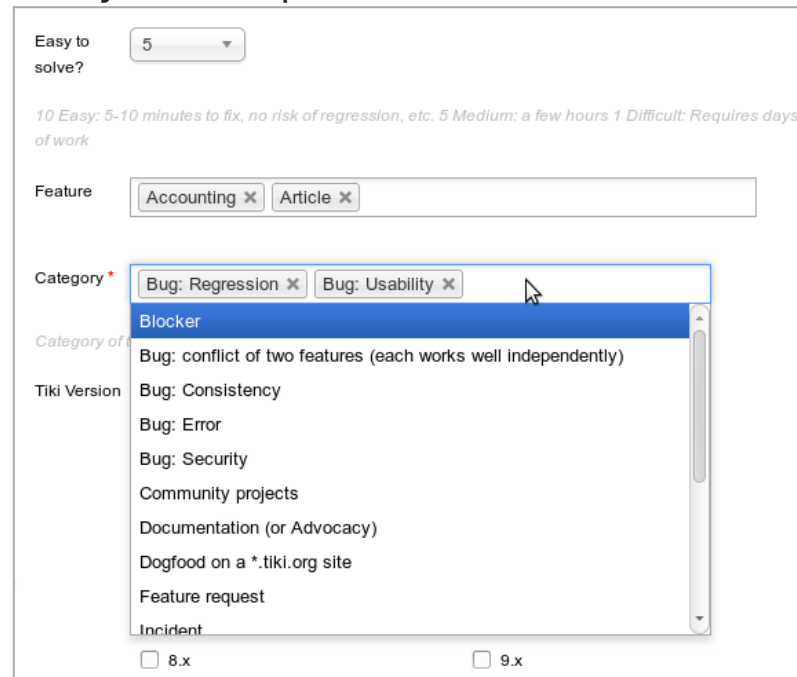
Category of the issue

Tiki Version ☐ 10.x ☐ 11.x

Click to expand

Multiple selection

Similarly, a section to allow multiple selection of items can be shown in a small but enhanced dropdown box, which allows the user to select one or many of the options, remove them from the list in the text field at the top:



The screenshot shows a web form with several input fields. At the top, there is a label 'Easy to solve?' followed by a dropdown menu showing the number '5'. Below this is a line of small, italicized text: '10 Easy: 5-10 minutes to fix, no risk of regression, etc. 5 Medium: a few hours 1 Difficult: Requires days of work'. The next field is labeled 'Feature' and contains two tags: 'Accounting' and 'Article', each with a small 'x' icon to its right. Below that is a field labeled 'Category' with a red asterisk. It contains two tags: 'Bug: Regression' and 'Bug: Usability', each with an 'x' icon. A mouse cursor is pointing at the 'Bug: Usability' tag. A dropdown menu is open below the 'Category' field, showing a list of options. The first option, 'Blocker', is highlighted in blue. The other options are: 'Bug: conflict of two features (each works well independently)', 'Bug: Consistency', 'Bug: Error', 'Bug: Security', 'Community projects', 'Documentation (or Advocacy)', 'Dogfood on a *.tiki.org site', 'Feature request', and 'Incident'. At the bottom of the form, there are two checkboxes: '8.x' and '9.x'.

Easy to solve? 5

10 Easy: 5-10 minutes to fix, no risk of regression, etc. 5 Medium: a few hours 1 Difficult: Requires days of work

Feature Accounting x Article x

Category * Bug: Regression x Bug: Usability x

Category of

Tiki Version

Blocker

Bug: conflict of two features (each works well independently)

Bug: Consistency

Bug: Error

Bug: Security

Community projects

Documentation (or Advocacy)

Dogfood on a *.tiki.org site

Feature request

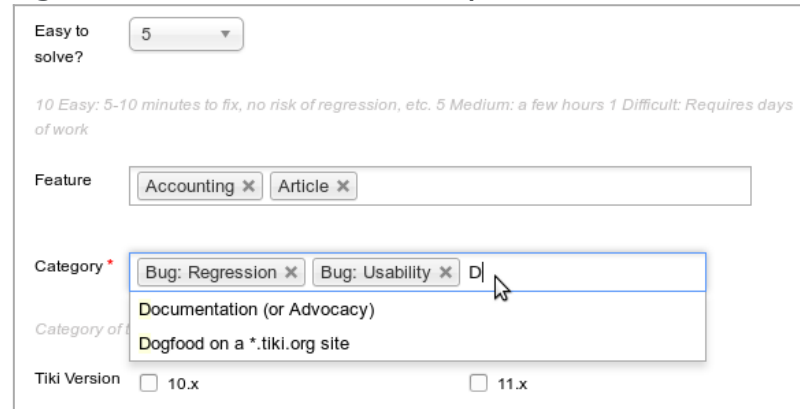
Incident

☐ 8.x ☐ 9.x

Click to expand

Filtering displayed options by typed text

Additionally, you can also filter the values displayed in the dropdown so that only those matching your typed text are shown in the list (only the ones starting with "D" in the example below: Documentation and Dogfood a *.tiki.org site).



Easy to solve?

10 Easy: 5-10 minutes to fix, no risk of regression, etc. 5 Medium: a few hours 1 Difficult: Requires days of work

Feature

Category *
 Category of

- Documentation (or Advocacy)
- Dogfood on a *.tiki.org site

Tiki Version ☐ 10.x ☐ 11.x

Click to expand

Alias names for this page:
Chosen